



# HOME CINEMA INTERIORS

BESPOKE HOME RENOVATIONS

## Client Case Studies

March 2026

**At Home Cinema Interiors,  
customer satisfaction is at the  
heart of everything we do.**



**We understand that your home is the centre of your life, and any renovation - big or small - deserves care, respect, and attention to detail. That's why we're so proud of the trust our clients place in us, reflected in glowing reviews and valued repeat business.**



To give future clients a deeper insight, we're expanding on these reviews with short case studies and client Q&As. These stories offer a genuine look at what it's like to work with us, helping you imagine the process and results of your own renovation journey.





**Sid & Claire**

**Sid and Claire first reached out to us in early 2023 and have since become valued, repeat clients. Over time, we've transformed three spaces in their home - a Media Wall (May 2023), a Drawing Room (October 2023), and most recently, a Dining Area complete with a bespoke bar (late 2024).**



**Their Media Wall was designed as part of a full room renovation, combining a deluxe electric fire, LG OLED TV, Sonos sound system, and smart lighting. Warm teak and walnut panelling added depth and style, complemented by carefully chosen finishes throughout the room.**





For the Drawing Room, we introduced custom panelling, high-quality cornice, bespoke shelving, and even helped revive the home's original parquet flooring. Finishing touches included oak platforms for cast iron radiators, locally sourced lighting, and a full redecoration to bring the space to life.





**The Dining Area centred around a bespoke in-house designed bar with a striking royal blue quartz worktop. Coordinated panelling, premium fittings, and bold Ralph Lauren wallpaper tied the scheme together, creating a space as stylish as it is functional.**







**Together, these projects  
showcase how thoughtful  
design, craftsmanship, and  
attention to detail can transform  
a home room by room.**



# **1. What was your initial idea around your first renovation (Media Wall)? Did you gather ideas? Research tradespeople that offered that service?**

We were looking to refurbish the family room, changing it from a simple 'TV on the wall' to a stylish and functional media wall, with added 'wow' factor. We looked for ideas on various websites, Facebook and home style magazines, and contacted a few companies to provide suggestions and quotes; however, we didn't feel inspired by what they could offer and a couple of firms didn't even bother to come back to us with a quote.

## **2. How did you hear about Home Cinema Interiors when you first got in touch? And what was your perception at that time of the services that we offer?**

We came across Home Cinema Design (Interiors) on Facebook, after you'd posted some images of media wall designs recently completed. We were very impressed with the quality and bespoke styles, as well as their professionalism and eye for creating something truly eye catching. We visited your web site to find out more and were excited to see that your services were not just limited to media wall installations. Lots of positive customer reviews also reassured us that you were a good company to approach, especially as we'd experienced some poor tradespeople in the past.

**3. What was it about Josh and Home Cinema Interiors that made you happy to proceed with your initial renovation? And similarly, what were the things that he, and the team, did that made you become the repeat/loyal clients that you did?**

Initial contact with Home Cinema Designs was with Charlotte. Her prompt, polite, professional and non-pressured response to our initial enquiry made it an easy decision for us to proceed with obtaining a quote and design advice. Meeting Josh and the team, set the 'trust meter' even higher! Importantly, Josh listens... and is a full of ideas of how to take your framework thoughts and make them into something unique and special.

Continued....

After meeting Josh, we knew we were in good and knowledgeable hands, as he translated our requirements into a design that we loved. Josh and the team, excel at making the installation perfect, always going above and beyond. When issues arise (as they always do with home projects), we never have any concerns as Josh is always ready with a solution. Josh's trusted network of other trades (eg, plumbers, plasters, painters) make this a truly one-stop, all-in-one firm! It is hard to find a truly trusted team that can constantly deliver to an exceptional standard. These are the reasons we've returned to Josh to renovate other parts of the house, creating breathtaking and bespoke rooms that repeatedly attract compliments from friends, family and other tradespeople that visit.

## **4. How do you feel about your home renovations?**

We LOVE what Josh and his team have created for us! The quality of the workmanship, attention to detail, knowledge and experience, and design flare, together with the politeness and commitment of the whole team, removes any fear about engaging with Home Cinema Interiors.


## **5. Would you recommend Home Cinema Interiors? If so, are there specific reasons why?**

Quite simply, YES!! If, before they finish a job, you are already talking to Josh about the next project, you can firmly say that you've found the holy grail of a tradesman! We certainly won't be going anywhere else to have our renovations done. If you are looking for an honest, competent company that deliver something special, there's no reason to go anywhere else!

# Des & Sharon




**Des and Sharon first got in touch in early 2025 with some renovation ideas that included a Media Wall. They took full advantage of our Basingstoke showroom and all of the interior options and samples here for inspiration. We enjoyed spending time with them in the showroom whilst they wonderfully demonstrated how to compromise with each others thoughts and ideas!**






Their Bespoke Media Wall with open ends showcases the beautiful New Forest 1600 Deluxe Fire (Black edition), Concrete Grey slat panelling, WIZ lighting and bespoke glass shelving. The luxury base of this Media Wall is topped with Pietra Forza (Statuario Reale) ceramic slab and the base front, a Polished Granite. This renovation was finished with panelling in the hallway and installation of new Moduleo Flooring in 'Country Oak'.





**HOME CINEMA**  
INTERIORS



# 1. How did you hear about Home Cinema Interiors?

We were looking for a good gas or electric fire and your company came up on google search. We didn't follow up with you at that time as we were leaning

to gas. Later we visited the Fire Shop & Carpet shops in the same plaza and noticed your location. Once we decided we wanted an electric fire and a surround

built around it we decided to drop into your showroom to see what you had to offer.

## **2. Did you find it useful to visit the showroom for your initial enquiry?**

Very much so. We only had a vague idea of what we wanted and so looking in your showroom to confirm the fire (which was a dominant decision for us).

We then found working with your staff to iterate on ideas and done concepts very productive. It takes Sharon & I a while to see things the same (you may

remember!) but we got there in the end, but did that via regular visits to your showroom to discuss and try out ideas.

### **3. Were Home Cinema Interiors able to provide you with the necessary advice and knowledge around your Audio-Visual equipment needs?**

I would say our TV was decided and we didn't want extra speakers so the actual AV impact was limited from you. However you did provide excellent advice and demonstrated great knowledge on how to complete the whole media Centre environment, including the surround, the lighting, shelving, and decorating finish.

## **4. Was the Media Wall Design Service helpful?**

Extremely so, as noted above in the previous 2 questions.

## **5. Would you recommend Home Cinema Interiors to others?**

We definitely would and already have. One question you haven't asked, but is a great recommendation characteristic, is the professionalism of your implantation team and the quality of the completed work. We believe you paid great attention to detail and respect to our property and that meant a great deal to us. We loved both how you finished the project and how you left our home.

Thanks.

# Dave & Julie



**Dave first visited our showroom in January 2025, arriving well-prepared with a clear vision for his project. He brought along detailed room plans and ideas, making it clear from the start that this was not to be a traditional lounge, but a dedicated TV and media room. With that in mind, the audio-visual experience became the top priority - creating a space that would naturally draw them in for movie nights and series marathons.**





**The result is a bespoke Media Wall designed to balance performance with style. Warm natural wood accents and calming sage tones create a relaxing atmosphere, while the carefully integrated AV equipment ensures an immersive viewing experience. The Media Wall features a Sony Bravia TV, Klipsch R-405A speakers, and a JBL Dolby Atmos surround sound system, with two rear speakers for added depth.**

**Finishing touches include Halesworth cupboards, a walnut worktop, oiled walnut slat panels, and a white Cromix TV board—all enhanced by WIZ smart lighting.**



**When we recently revisited Dave & Julie to capture updated photos, they told us how much they love the room and how it has become exactly what they envisioned: a dedicated, inviting space to unwind and enjoy their favourite films and shows.**



## **1. How did you hear about Home Cinema Interiors**

We were looking into some form of makeover for our TV room which hadn't changed since being incorporated into an extension to the house in 2003. We had seen many examples of the 'media wall' concept whilst researching options & possible service providers on-line and were able to identify Home Cinema Interiors as a potential company that could meet our needs.

## **2. Did you find it useful to visit the showroom for your initial enquiry?**

Visiting the showroom was extremely useful since it gave us an opportunity to 'touch and feel' the various designs on display and to discuss face-to-face with the team our specific requirements. We visited on a few occasions to help explore various design options and to help finalise the material/colour finishes.

### **3. Were Home Cinema Interiors able to provide you with the necessary advice and knowledge around your Audio Visual equipment needs?**

Since the room is primarily used for watching movies and streamed content, the AV requirements were a primary consideration in our case. The original room was built to incorporate a large screen TV and Dolby Digital audio system, so we wanted to retain the surround sound but enhance the AV technology to incorporate a larger OLED TV & Dolby Atmos audio. Home Cinema Interiors were able to provide advice and options around the technical specifications and subsequently supply hardware required as well.

## **4. How did you find the Design Service provided to envisage your Media Wall before construction?**

It was very important to us that the media wall design reflected the intended use as a TV room with a full AV system and not a living room/lounge with a media wall. Home Cinema Interiors were very flexible (and patient!) during the design phase providing many options and iterations before we landed on the final design. In fact, their design service stood out in terms of producing numerous CAD generated images displaying layout, finishes and colours of the various options and were invaluable in helping to 'home in' on the final design.

## **5. Would you recommend Home Cinema Interiors to others?**

I have no hesitation in recommending Home Cinema Interiors to homeowners who are looking for a premium turnkey media wall supply and installation service.

# Chris & Charlotte



**This Media Wall project was particularly special for us, as the clients had first visited our Basingstoke showroom shortly after it opened and had been considering a Media Wall for some time. Rather than rushing into the decision, they chose to wait until the timing felt right and they were confident in the design that would best suit their home. Having followed our work and stayed engaged with our projects over the years, it was wonderful to finally help bring their vision to life.**





**THE CINEMA**  
INTERIORS



The result is a beautifully balanced shelved Media Wall that combines technology, lighting and texture to create a stylish focal point within their living space. The wall houses a 65" LG OLED TV, Sonos Beam sound bar, Deluxe New Forest 1200 (Black Edition) fire. The finishing elements include reed panelling and WIZ smart lighting.



# 1. How did you find out about Home Cinema Interiors and what were your first impressions?

I came across the business through seeing Josh's van around Basingstoke a few years ago. I then followed the business on Facebook. Having had a media wall in mind for when we buy our first house it was a goal I wanted to achieve when possible. Whilst Home Cinema Interior (HCI) portfolio looked amazing online with photos of previous clients media walls, I wanted to see the work in person. When hearing the news on social media regarding the showroom I was eager to view it. My wife and I were very impressed by the quality of the craftsmanship of the HCI media walls not to mention the choice of designs and products available. Being greeted with a warm welcome by Kelly upon our initial visit and then later on in the process Charlotte, we were impressed by the first impressions from a customer service point of view also which was another key for us alongside the quality of work whilst comparing against other competitors.

## **2. How did you come to the decision about how your Media Wall would look?**

This was the hardest part of all. We had a budget and wanted to stick by within reason. We had a design in mind through seeing other very similar designs on Instagram which we wanted to replicate in our home. No matter how many size media walls we looked at in the shop deciding whether to go wall to wall or 2.4m wide and to try and picture how it would look in our house was the trickiest part of it all not to mention the paint colour once it was built. It was my wife's cousin who recommended the size and we are so glad we went for a full wall design as it complements our large wall in our lounge.

### **3. How did you find the build process and having the team in your home?**

Very professional, polite and most importantly hard working. This goes for all the members of the team, from the installation guys, plasterer to the painter. All the stages of the build was a smooth process. All the contractors turned up on time and made sure when they left site that a professional high-quality job was done and the end customer was happy.

#### **4. Would you recommend Home Cinema Interiors to others?**

Certainly, without no hesitation. HCI are one of the few companies who have a showroom to showcase their quality of the work which I would say is a massive positive for new customers to get a feel for the products and media walls.

This said should customers not be able to get to the showroom in Basingstoke, Josh and his team are very helpful throughout. Should a media wall not be for you, HCI are in a prime position to offer other wide range of interior refurbishment options to make them a one stop shop for your interior needs which puts them above their competitors.



Jayne & Mike



**Jayne and Mike first discovered our showroom by chance while visiting a neighbouring business. This was in mid-September 2025, and construction of their Media Wall began shortly after, on September 30th. Although we can't always promise such a quick turnaround, we were fortunate to have some flexibility on this occasion. With a family wedding approaching and visitors arriving from overseas, they were eager to have the project completed as soon as possible.**





Their living room was already beautiful, but they were ready for a change. They wanted a neutral colour scheme and ample shelving to provide a versatile foundation - allowing them to refresh the space easily by showcasing different homeware and personal items.





**Jayne and Mike's finished Media Wall features a 65" LG OLED TV, a Bose sound bar, and a Deluxe New Forest 1600 Fire with anti-reflective glass, all enhanced by WIZ smart lighting. They are delighted with the result, and we are currently preparing a quote for another renovation in their home.**

**We're grateful to Jayne and Mike for taking the time to share their experience with Home Cinema Interiors.**



# 1. How did you hear about Home Cinema Interiors?

We initially visited the Basingstoke Business Centre in mind to look at the flooring store in the unit opposite. We saw the sign for Home Cinema Interiors and couldn't resist taking a look inside the showroom. As soon as we entered we got the "WoW" feeling looking at the many display media walls. It was the first time we had actually seen physical examples rather than just pictures. We were looking to mount our TV on the wall but at the time hadn't explored all the options available to us. We were excited after visiting your showroom to start researching options and to bring this project forward.

We were greeted by your friendly staff (Kelly), and encouraged to look around and ask questions and were given some brochures. We felt instantly comfortable and no hard sell. We were impressed with the choice of media walls, fires, various materials available, so we booked a visit for a design member (Josh) to call a few days later to discuss options.

## **2. How did you find the lead time and process between your first contact and finished renovation?**

When we got home we visited your website, Facebook and Instagram pages and browsed through the brochures. We were impressed with customer reviews. After researching online we found a style of media wall that we fall in love with. Josh listened to our requirements and was able to give advice and propose practical solutions to refine what we were looking for. Josh was brilliant.

After two visits to the showroom a CAD design was produced so we could visualise our media wall together with a quote, with the installation happening within a couple of weeks. Josh was very flexible and moved dates around to meet our short installation deadline as it was a busy period for us. The timescale from start to finish was very quick and Home Cinema Interiors couldn't have been more helpful. We were given a detailed daily plan of the work to be done and who would be attending. A professional approach.

### **3. How helpful was your visit to the showroom and CAD design service in ensuring your vision came to life?**

Our visit to the showroom was invaluable, it gave us new ideas such as, being able to dim the lights or change the mood lighting from your iPhone. All staff were friendly and knowledgeable. The CAD drawing was essential for us to visualise what our media wall would look like. We instantly felt confident in the company being able to deliver a high quality professional installation.

## **4. Would you recommend Home Cinema Interiors to friends and family?**

We would 100% recommend Josh and the whole Home Cinema team. Josh and the installation team were always polite, worked with care and respect to our property. Laying down clear covers on the floor during the installation to ensure no marks were made was a nice professional touch. We are delighted with the quality of work and how within four weeks from initial showroom visit to having a completed media wall and surround sound system installed.

We just love the media wall that you have created for us, it puts a smile on our faces every day!!



**Thank you  
for taking  
the time to  
read some of  
our client  
case studies.**

They are also  
available on a  
dedicated page  
and will be  
updated with  
more in the  
coming  
months.



**HOME CINEMA**  
INTERIORS

---

BESPOKE HOME RENOVATIONS

## Contact us

[sales@homecinemainteriors.co.uk](mailto:sales@homecinemainteriors.co.uk)

**0330 133 4705**

[www.homecinemainteriors.co.uk](http://www.homecinemainteriors.co.uk)

